








# Fecal Scoring Chart



SCORE	SPECIMEN EXAMPLE	CHARACTERISTICS
1		<ul style="list-style-type: none"> <li>· Very hard and dry</li> <li>· Often expelled as individual pellets</li> <li>· Requires much effort to expel from body</li> <li>· Leaves no residue on ground when picked up</li> </ul>
2		<ul style="list-style-type: none"> <li>· Firm, but not hard, pliable</li> <li>· Segmented in appearance</li> <li>· Little or no residue on ground when picked up</li> </ul>
3		<ul style="list-style-type: none"> <li>· Log shaped, moist surface</li> <li>· Little or no visible segmentation</li> <li>· Leaves residue on ground, but holds form when picked up</li> </ul>
4		<ul style="list-style-type: none"> <li>· Very moist and soggy</li> <li>· Log shaped</li> <li>· Leaves residue on ground and loses form when picked up</li> </ul>
5		<ul style="list-style-type: none"> <li>· Very moist but has a distinct shape</li> <li>· Present in piles rather than logs</li> <li>· Leaves residue on ground and loses form when picked up</li> </ul>
6		<ul style="list-style-type: none"> <li>· Has texture, but no defined shape</li> <li>· Present as piles or spots</li> <li>· Leaves residue on ground when picked up</li> </ul>
7		<ul style="list-style-type: none"> <li>· Watery</li> <li>· No texture</li> <li>· Present in flat puddles</li> </ul>

# Nutritional Management of GI Health



CHARACTERISTICS	SMALL BOWEL CLINICAL SIGNS*	LARGE BOWEL CLINICAL SIGNS*
Defecation frequency	Normal to slightly increased	Markedly increased
Fecal volume	Normal to increased	Markedly decreased
Fecal quality	Very watery to semi-formed (typical score 6, 7)	Semi-formed, gelatinous (typical score 4, 5)
Frequent urges to defecate	Normal to slightly increased	Markedly increased
Tenesmus (Straining)	Absent	Present
Blood in feces	Dark, old blood, tarry	Bright red, fresh-looking
Mucus in feces	Rarely	Frequently
Fatty stool	Sometimes	No

## RECOMMENDED FORMULAS

### Canine – Small Bowel



### Feline – Small Bowel



### Canine – Large Bowel



### Feline – Large Bowel



\*In some cases both small bowel and large bowel are affected and clinical signs will vary.

Want more information? Call 1.800.222.VETS (8387) or visit [PurinaProPlanVetDiets.com](http://PurinaProPlanVetDiets.com)

Purina trademarks are owned by Société des Produits Nestlé S.A. Printed in USA. VET3691F-0223